



PRODUCT INFORMATION & INSTALLATION GUIDE 2025

Airius Model 60/EC
DESIGNER SERIES
EX-D-60-EC-STD-200-277

www.airius.co.uk

AIRIUS[®]
saving you energy

MODEL 60/EC DIMENSIONS AND PROPERTIES



UNIT SIZE

| | |
|----------------|-------------------|
| Weight: | 17.2 kgs (38 lbs) |
| Height to Rim: | 610 mm (24.1 in) |
| Total Height: | 838 mm (33.0 in) |
| Diameter: | 492 mm (19.4 in) |

STANDARD

MOTOR

| | |
|-------------------------------------|-----------------|
| Watts*: | 170 |
| RPM*: | 1630 |
| L/S*: | 633 (1342 CFM) |
| m ³ /hr: | 2280 |
| Centre Line Velocity ¹ : | 1.02 m/s @ 18 m |
| AMPS*: | 1.30 |

230V @ 50 Hz

*Motor data provided by motor manufacturer and is subject to change at anytime
¹Velocity profile tested in situ

COVERAGE Heating Cooling

| | | |
|------------------|--|--|
| Ceiling Height = | Up to 19.5 m (64 ft) | Up to 13 m (42 ft) |
| Nozzle Height = | Up to 18 m (59 ft) | Up to 11.5 m (37 ft) |
| Floor Area = | Up to 185 m ² (2000 ft ²) | Up to 111 m ² (1200 ft ²) |

All data is indicative only and can change subject to application. For more accurate design please contact Airius.

MOTOR

Single Phase
Electrically commutated, variable speed 92% efficient motor
German EBM Papst EC motor
230 Volt @ 50/60 Hz

OPERATING TEMPERATURES

| | |
|-----------------------|--------------------------------|
| Operating Temperature | = -25°C (-13°F) - 60°C (140°F) |
| Thermal Cut Off | = 60°C (140°F) |

Following thermal cut off unit must be power cycled to reset

HOUSING

Aluminium powder coated
Internal PC/ABS Resin fixed blade stator, nozzle and cowl
Applicable to Titan Series Upgrade - Chemical resistant ABS resin housing and stator blades with stainless steel fixings

INGRESS PROTECTION

IP44 Rated

NOISE LEVELS

Sound Pressure Level = 42.8 dB(A)

Calculated from nozzle of unit to head height when installed at maximum ceiling height

For additional noise level information contact Airius

COLOUR

Cool gray 2C - Off white as standard
Can be tailor painted to your colour specifications
Titan Series Upgrade - Off white as standard

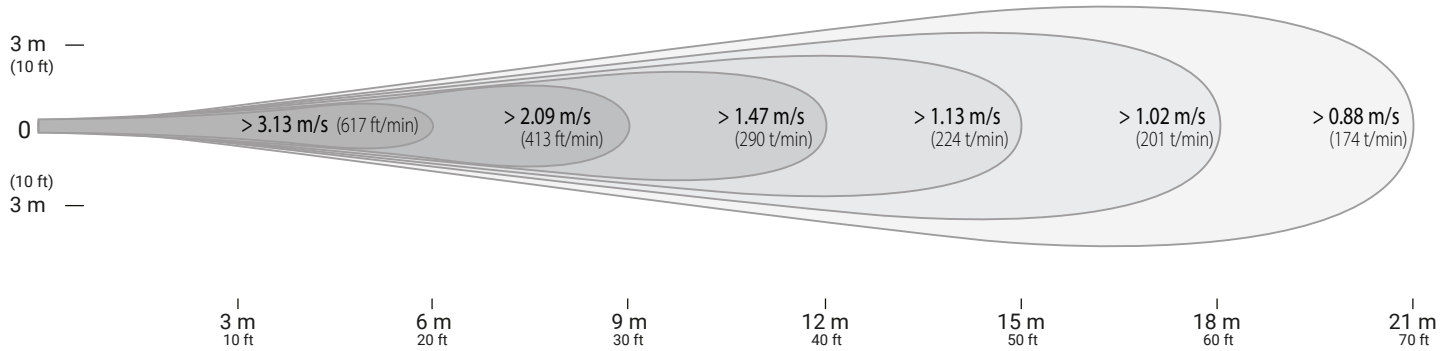
ACCESSORIES & OPTIONS

Optional speed controls allow for variable output from Airius unit.
EC controls available
Fully BMS controllable
Bacnet Protocol for individual fan control
For horizontal installations Airius recommend the use of a cradle, a second cable or a rod attachment to support the fan nozzle

WARRANTY

5 years parts and workmanship from shipping date
120 day money back guarantee (T's & C's apply)

VELOCITY PROFILE



UNIT PLACEMENT

PREPARATION

Install electrical circuit(s) and outlet(s) in accordance with national and local electric codes.

Outlets should generally be mounted vertically unless a “twist/locking” type is being used.

Wall switch may be installed in circuit to disable power and prevent electrical hazards when servicing.

Confirm electrical continuity of Airius unit on the ground before permanently mounting in the ceiling.

MAINTENANCE

Frequency of cleaning will vary by application and environment.

You may clean the plastic housing with a damp warm cloth, using mild household detergents.

Do not use petroleum products, thinners or solvents to clean any part of the Airius unit.

If the Airius unit fails, contact manufacturer.

MATERIALS & PROPERTIES

Constructed from recyclable materials.

The stator and fan blades are fire rated 5VA materials.

Power cord is a 1.8 m, 3 wire, 1.02 mm diameter 300VAC rated electrical cord - CE/EU compliance rated as HO5VV (PLUG NOT SUPPLIED).

Electrically commutated, variable speed 92% efficient motor.

Motor is thermally protected. Shutoff is at 135°C & reset is at 125°C.

No lubrication required. Bearings are sealed.

OPERATION

Designed to operate 24 hours-a-day, 7 days-a-week to maintain air circulation/thermal equalization/humidity equalization.

Use optional speed control to fine tune RPM if needed.

INSTALLATION

Do not hard connect fans in excess of 10 kgs unless agreed with Airius prior to Installation. When attaching it is preferred if some chain or cable is used between fan and the support. However it is not imperative.

Hang from the ceiling, typically 300 mm (12”) - 450 mm (18”) from the roof deck to fan intake.

Chains MUST be secured from 2 fixing points at a minimum of 45° angle to ensure unit does not spin during operation.

For cooling applications fans can be installed slightly lower. Contact Airius for design details and assistance.

The Airius unit performs best when air column from the nozzle is unimpeded to the floor.

The Airius unit should not be mounted directly in front of heat ducts, vents or any other high heat source.

Use professionally installed hardware, capable of supporting a minimum of five times the weight of the fan unit.

Hardware to hang the unit includes but is not restricted to: Hooks, chains, cables, carabiners, bridle rings, beam clamps and bolts.

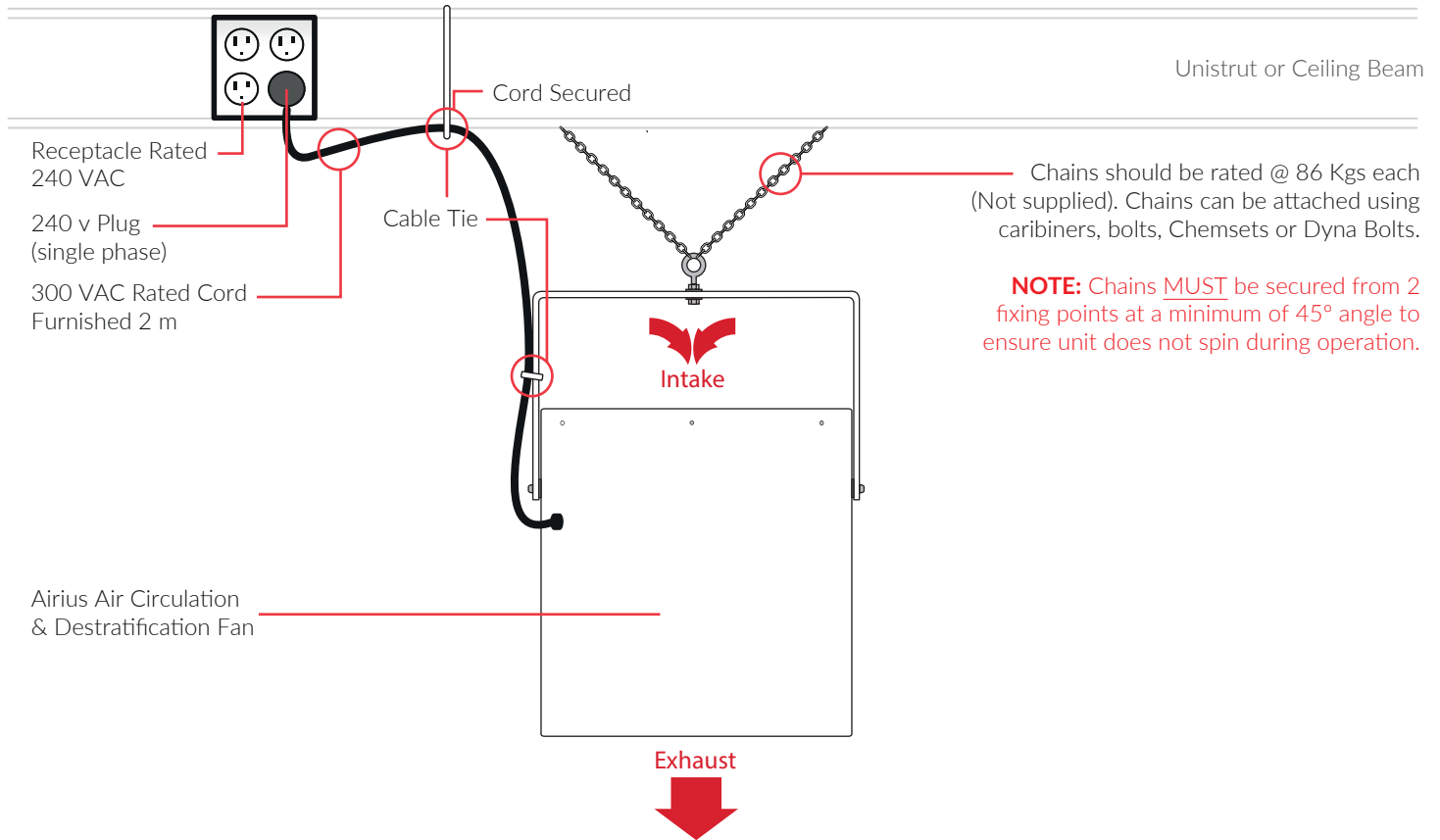
Density of the placement is directly related to the effectiveness, performance and savings.

Mount out of reach from people and animals.

Floor plans, mezzanines, office locations, machinery, people placement, plumbing, lighting, duct work, electrical systems, natural light/air systems, cranes, doors, windows, ventilation and fire suppression systems are all factors in properly locating the Airius system within the ceiling.

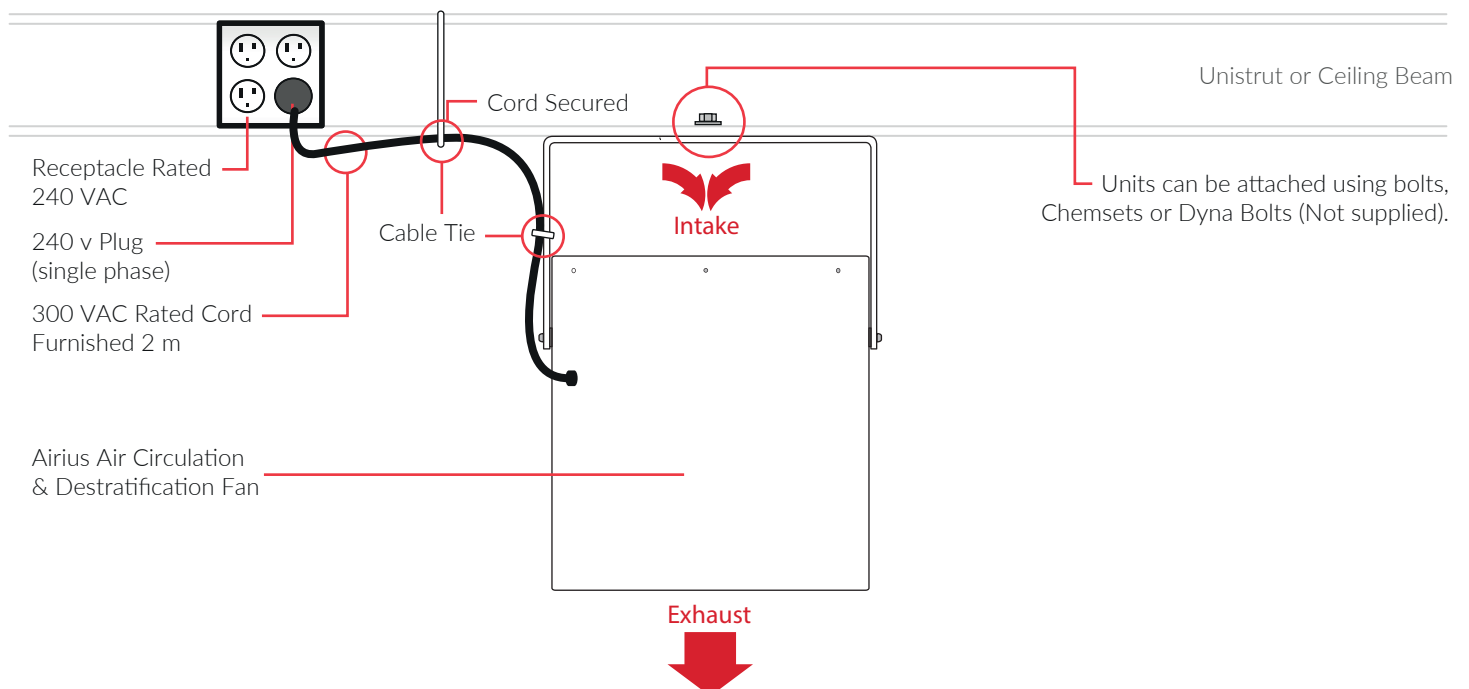
CHAIN HUNG (STRAIGHT)

PLUG NOT SUPPLIED



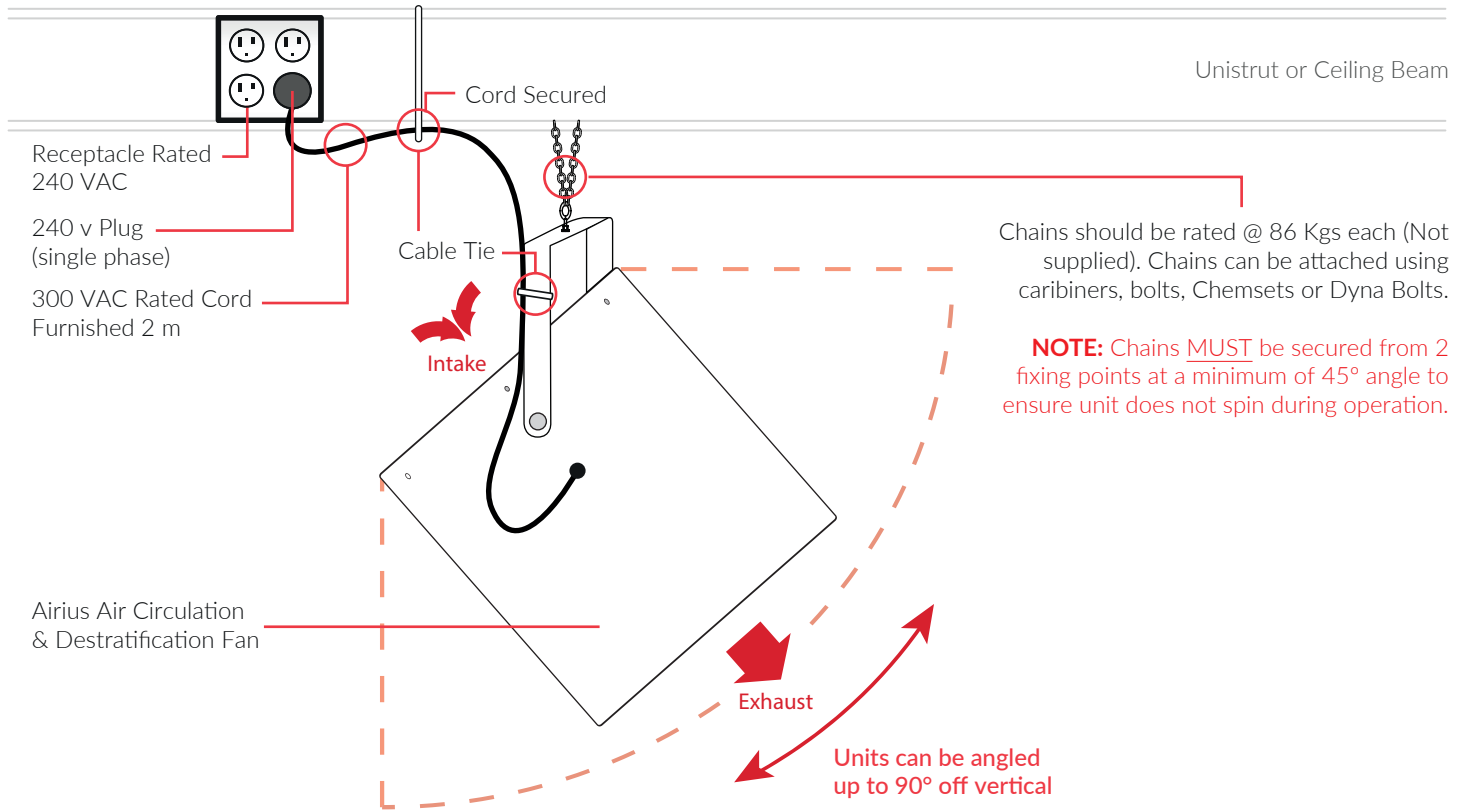
CEILING FIXED (STRAIGHT)

PLUG NOT SUPPLIED



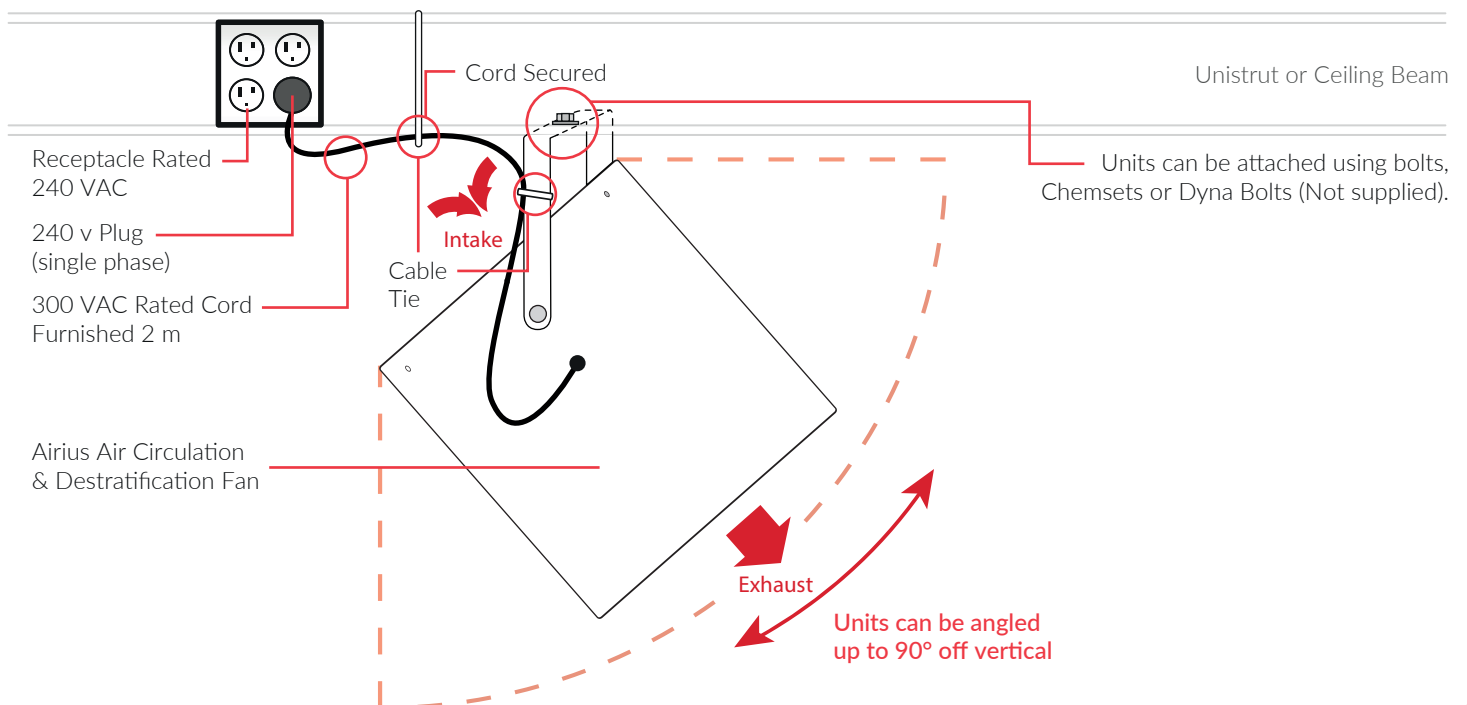
CHAIN HUNG (ANGLED)

PLUG NOT SUPPLIED

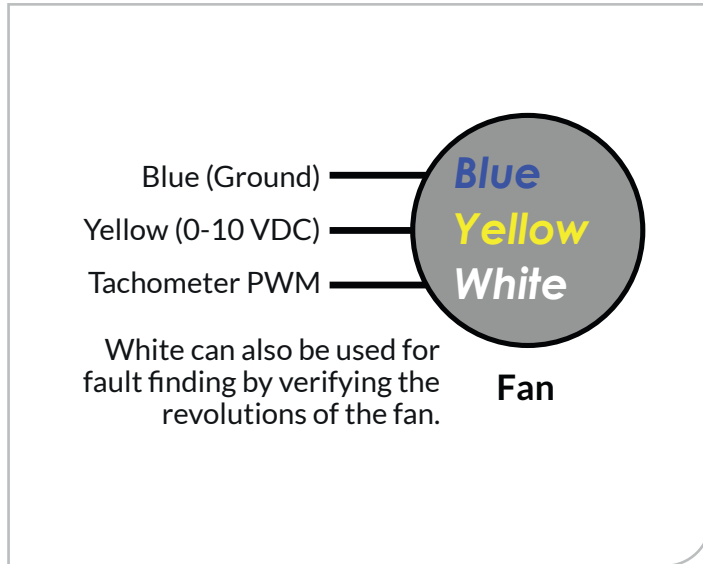


CEILING HUNG (ANGLED)

PLUG NOT SUPPLIED



BMS CONTROL WIRING



GENERAL NOTES

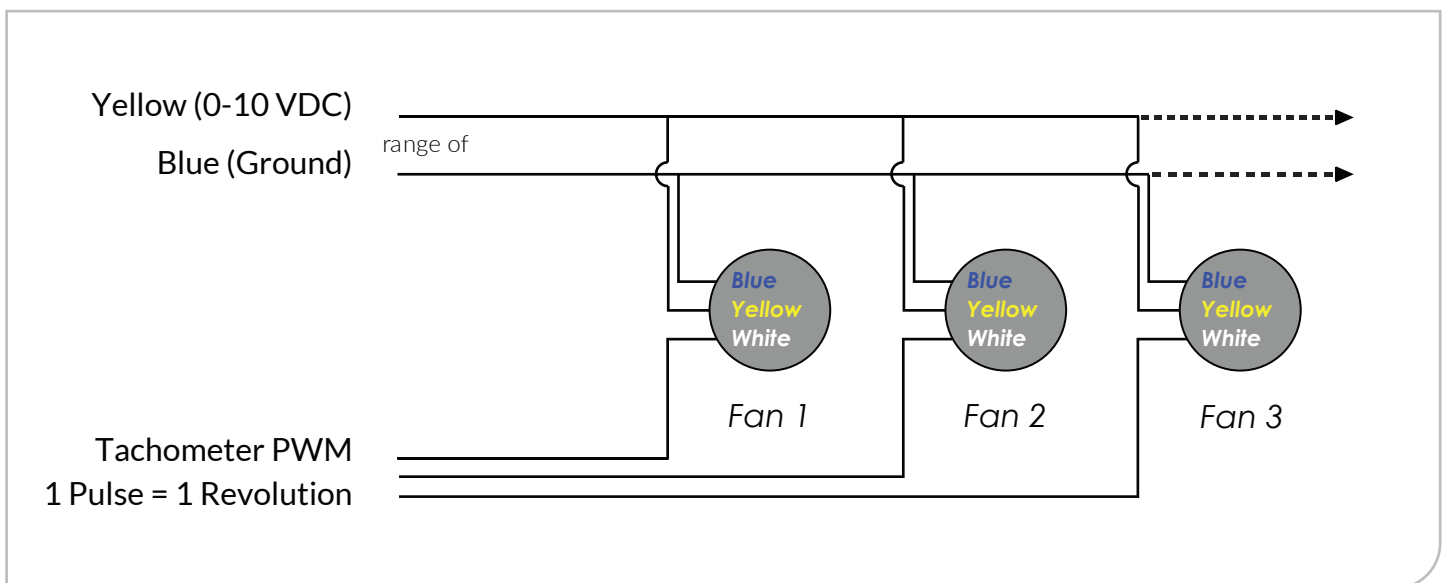
0-10 V signal allows infinitely variable open loop speed control

Connecting the red and yellow leads will allow EC fans to operate at full speed

A single controller can be used to control multiple fans with the same speed setting

The BMS generates this voltage to send to the signal (yellow)

Yellow is labelled as 0-10VDC because that is the acceptable range of voltages that the fan will accept





Arius Europe, Middle East & Asia

Arius Europe Ltd
Holwell Farm, Cranborne
Dorset
BH21 5QP, UK
Tel - +44 (0) 1202 554200
Email - info@airius.co.uk
Web - www.airius.co.uk

Arius Americas

Email - Info@airiusfans.com
Web - www.airiusfans.com

Arius Oceania & S.E. Asia

Email - info@airius.com.au
Web - www.airius.com.au

USA and foreign Patents granted to AIRIUS LLC, USA, further patents pending. AIRIUS & AIRIUS SYSTEMS is the copyright property of AIRIUS LLC, USA. All material issued by, or emanating from, Airius Europe Ltd is the Copyright property of Airius Europe Ltd, UK.

